

**TECHNICAL MANUAL  
ORGANIZATIONAL MAINTENANCE REPAIR  
PARTS AND SPECIAL TOOLS LISTS  
FOR**

**PUBLIC ADDRESS SETS**

**AN/UIH-2 (NSN 5830-00-503-1079)**

**AND**

**AN/UIH-2A (NSN 5830-00-503-1079)**

---

**HEADQUARTERS, DEPARTMENT OF THE ARMY**

**August 1978**



**ORGANIZATIONAL MAINTENANCE**

**REPAIR PARTS AND**

**SPECIAL TOOLS LISTS**

**FOR**

**PUBLIC ADDRESS SETS**

**AN/UIH-2 (NSN 5830-00-503-1079)**

**AND**

**AN/UIH-2A (NSN 5830-00-503-1079)**

*Current as of 9 January 1978*

**REPORTING OF ERRORS**

You can improve this manual by recommending improvements using DA Form 2028-2 located in the back of the manual. Simply tear out the self addressed form, fill it out as shown on the sample, fold it where shown, and drop it in the mail.

If there are no blank DA Form 2028 in the back of your manual, use the standard DA Form 2028 (Recommended Changes to Publications and Blank Forms) and forward to the Commander, US Army Communications and Electronics Materiel Readiness Command, ATTN: DRSEL-MA-Q, Fort Monmouth, New Jersey 07703.

In either case a reply will be furnished direct to you.

**Table of Contents**

SECTION		Page	Illus Figure
	I. Introduction.....	1	
	II. Repair parts list.....	5	
Group	00 Public Address Sets AN/UIH-2, AN/UIH-2A.....	5	1
	01 Reproducer, Sound RP-104/UIH-2, RP-104A/UIH-2 (For AN/UIH-2), RP-104B/UIH-2A,(For AN/UIH-2A) (No parts authorized)		
	0101 Amplifier, power supply (A8).....	7	2, 3
	0102 Electronic component assembly (A9) (No parts authorized)		
	0103 Resistor assembly aid arm, sound reproducer (No parts authorized)		
	0104 Wiring assembly (AII) (No parts authorized)		
	0105 Turntable assembly (A14).....	13	4-6
	02 Loudspeaker Assembly LS-148/U, LS-148AIU.....	19	7
	0201 Cabinet, electrical equipment (A1) including subassemblies (A2 thru A7) (No parts authorized)		
	03 Cable Assembly, Power CX-1208/U (No parts authorized)		

**This manual supersedes TM 11-5830-200-20P, 9 November 1970.**

		<b>Page</b>	<b>Illus Figure</b>
	04 Cable Assembly, Power CX- 1235/U (No parts authorized)		
	05 Cable Assembly, Special Purpose CX- 10950/U (No parts authorized)		
	06 Stroboscope assembly.....	21	8
	07 Microphone, Dynamic M-23/U, M-43/U (No parts authorized)		
SECTION	III Special tools list (Not applicable)		
	IV National stock number and part number index .....	22	

SECTION I

INTRODUCTION

**1. Scope**

This manual lists spares and repair parts; special tools; special test, measurement, and diagnostic equipment (TMDE), and other special support equipment required for performance of organizational maintenance of the AN/UIH-2, AN/UIH-2A. It authorizes the requisitioning and issue of spares and repair parts as indicated by the source and maintenance codes.

**2. General**

This Repair Parts and Special Tools List is divided into the following sections:

*a. Section II. Repair Parts List.* A list of spares and repair parts authorized for use in the performance of maintenance. The list also includes parts which must be removed for replacement of the authorized parts. Parts lists are composed of functional groups in numeric sequence, with the parts in each group listed in figure and item number sequence.

*b. Section III. Special Tools List.* Not applicable.

*c. Section IV. National Stock Number and Part Number Index.* A list, in National item identification number (NIIN) sequence, of all National stock numbers (NSN) appearing in the listings, followed by a list, in alphameric sequence, of all part numbers appearing in the listings. National stock numbers and part numbers are cross-referenced to each illustration figure and item number appearance.

**3. Explanation of Columns**

*a. Illustration.* This column is divided as follows:

(1) *Figure number.* Indicates the figure number of the illustration on which the item is shown.

(2) *Item number.* The number used to identify item called out in the illustration.

*b. Source, Maintenance, and Recoverability (SMR) Codes.*

(1) *Source code.* Source codes indicate the manner of acquiring support items for maintenance, repair, or overhaul of end items. Source codes are entered in the first and second positions of the Uniform SMR Code format as follows:

<i>Code</i>	<i>Definition</i>
-------------	-------------------

PA-Item procured and stocked for anticipated or known usage.

**NOTE**

Cannibalization or salvage may be use

as a source of supply for any items source coded above except those coded XA and aircraft support items as restricted by AR 700-42.

(2) *Maintenance code.* Maintenance codes are assigned to indicate the levels of maintenance authorized to USE and REPAIR support items. The maintenance codes are entered in the third and fourth positions of the Uniform SMR Code format as follows:

(a) The maintenance code entered in the third position will indicate the lowest maintenance level authorized to remove, replace, and use the support item. The maintenance code entered in the third position will indicate one of the following levels of maintenance:

<i>Code</i>	<i>Application/Explanation</i>
-------------	--------------------------------

O-Support item is removed, replaced, used at the organizational level.

(b) The maintenance code entered in the fourth position indicates whether the item is to be repaired and identifies the lowest maintenance level with the capability to perform complete repair (i.e., all authorized maintenance functions). This position will contain one of the following maintenance codes:

<i>Code</i>	<i>Application/Explanation</i>
-------------	--------------------------------

F-The lowest maintenance level capable of complete repair of the support item is the direct support level.

Z-Nonreparable. No repair is authorized.

(3) *Recoverability code.* Recoverability codes are assigned to support items to indicate the disposition action on unserviceable items. The recoverability code is entered in the fifth position of the Uniform SMR Code format as follows:

*Recoverability*

<i>Codes</i>	<i>Definition</i>
--------------	-------------------

Z-Nonreparable item. When unserviceable, condemn and dispose at the level indicated in position 3.

F-Reparable item. When uneconomically reparable, condemn and dispose at the direct support level.

*c. National Stock Number.* Indicates the National stock number assigned to the item and will be used for requisitioning purposes.

*d. Part Number.* Indicates the primary number used by the manufacturer (individual, company, firm, corporation, or Government activity), which controls the design and characteristics of the item

by means of its engineering drawings, specifications, standards, and inspection requirements to identify an item or range of items.

**NOTE**

When a stock numbered item is requisitioned, the repair part received may have a different part number than the part being replaced.

*e. Federal Supply Code for Manufacturer (FSCM).* The FSCM is a 5-digit numeric code listed in SB 708-42 which is used to identify the manufacturer, distributor, or Government agency, etc.

*f. Description.* Indicates the Federal item name and, if required, a minimum description to identify the item.

*g. Unit of Measure (U/M).* Indicates the standard of the basic quantity of the listed item as used in performing the actual maintenance function. This measure is expressed by a two-character alphabetical abbreviation (e.g., ea, in, pr, etc). When the unit of measure differs from the unit of issue, the lowest unit of issue that will satisfy the required units of measure will be requisitioned.

*h. Quantity Incorporated in Unit.* Indicates the quantity of the item used in the breakout shown on the illustration figure, which is prepared for a functional group, subfunctional group, or an assembly.

**4. Special Information**

*a.* Usable on codes are shown in the description column. Uncoded items are applicable to all models. Identification of the usable on codes used in this publication are:

<i>Code</i>	<i>Used on</i>
ADI	ANIUIH-2
2YX	AN/UIH-2A
ADK	RP-104/UIH-2
ADL	RP-104A/UIH-2
5KR	RP-104B/UIH-2
5IM	LS-148A/U
ADJ	LS-148/U

*b.* The following publications pertain to the AN/UIH-2, AN/UIH-2A and its components:

TM 11-5830-200-10, Public Address Set  
 AN/UIH-2; Reproducing Equipment  
 MC-364-D; Loudspeaker LS-148/U;

Reproducers, Sound RP-104/UIH-2 and RP-104A/UIH-2 and Turntable MX-932/U

TM 11-5830-200-20, Public Address Set AN/UIH-2; Reproducing Equipment MC-364-D; Loudspeaker LS-148/U; Reproducers, Sound RP-104/UIH-2 and RP- 104A/UIH-2 and Turntable MX-932/U

*c.* The illustrations in this manual are identical to those published in TM 11-5830-200-34P. Only those parts assigned the third position SMR maintenance code "C" or "O" are listed in the tabular listing; therefore, there may be a break in the item number sequence. Only illustrations containing organizational authorized items appear in this manual.

**5. How to Locate Repair Parts**

*a.* When National stock number or part number is unknown.

(1) *First.* Using the table of contents, determine the functional group within which the item belongs. This is necessary since illustrations are prepared for functional groups and listings are divided into the same groups.

(2) *Second.* Find the illustration covering the functional group to which the item belongs.

(3) *Third.* Identify the item on the illustrations and note the illustrations figure and item number of the item.

(4) *Fourth.* Using the Repair Parts Listing, find the figure and item number noted on the illustration.

*b.* When National stock number or part number is known.

(1) *First.* Using the Index of National Stock Numbers and Part Numbers, find the pertinent National stock number or part number. This index is in NIIN sequence followed by a list of part numbers in alphameric sequence, cross-referenced to the illustration figure number and item number.

(2) *Second* After finding the figure and item number, locate the figure and item number in the repair parts list.

**6. Abbreviations**

Not applicable.


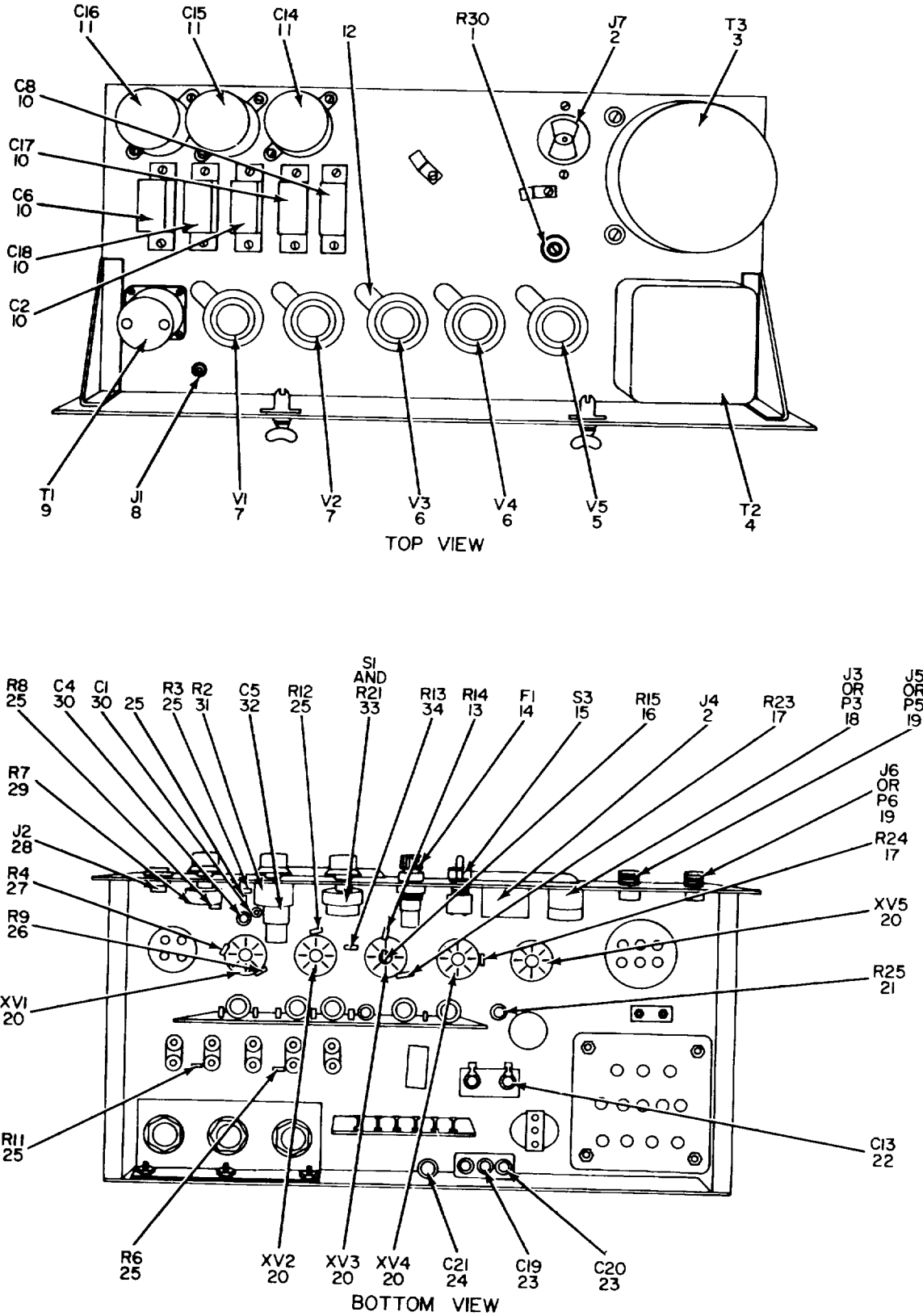


Figure 1. Public Address Set AN/UIH-2 and AN/UIH-2A

SECTION II

TM 11-5830-200-20P

(1) ILLUSTRATION		(2)	(3)	(4)	(5)	(6)	(7)	(8)
(a) FIG NO.	(b) ITEM NO.	SMR CODE	NATIONAL STOCK NUMBER	PART NUMBER	FSCM	DESCRIPTION  USABLE ON CODE	U/M	QTY INC IN UNIT
						GROUP 00 PUBLIC ADDRESS SET AN/UIH-2 AND AN/UIH-2A		
1	2	PAOFF	5965-00-677-1447	LS-148/U	80058	LOUDSPEAKER ASSY ADI,2YX	EA	2
1	2	PAOFF	5965-00-677-1447	LS-148A/U	80058	LOUDSPEAKER ASSY ADI,2YX	EA	2
1	3	PAOFF	5995-00-170-8776	CX-1235/U	80058	CABLE ASSY,POWER ADI,2YX	EA	2
1	4	PAOFF	5995-00-164-7894	CX-1208/U	80058	CABLE ASSY,POWER ADI,2YX	EA	1
1	5	PAOZZ	5965-00-295-8965	M-43/IU	80058	MICROPHONE,DYNAM ADI,2YX	EA	1
1	6	PAOFF	5995-00-900-5713	CX-10950/U20FT	80058	CABLE, ASSY,SP ADI,2YX	EA	1
					<b>5</b>			



ELIFU004

Figure 2. Amplifier, Power Supply A8.



SECTION II

TM 11-5830-200-20P

(1) ILLUSTRATION		(2)	(3)	(4)	(5)	(6) DESCRIPTION		(7)	(8)
(a) FIG NO.	(b) ITEM NO.	SMR CODE	NATIONAL STOCK NUMBER	PART NUMBER	FSCM	USABLE ON CODE		U/M	QTY INC IN UNIT
						GROUP 0101 AMPLIFIER,POWER SUPPLY A8			
2	5	PAOZZ	5960-00-262-0218	5Y3/WGTA	81349	ELECTRON TUBE	ADK,ADL,5KR	EA	1
2	6	PAOZZ	5960-00-116-9927	6V6/Y	81349	ELECTRON TUBE	ADK,ADL,5KR	EA	2
2	7	PAOZZ	5960-00-188-0883	6SL7/WGT	81349	ELECTRON TUBE	ADK,ADL,5KR	EA	2
2	14	PAOZZ	5920-00-060-2424	F02G5R00A	81349	FUSE,CARTRIDGE	ADK,ADL,5KR	EA	1
<b>7/(8 blank)</b>									

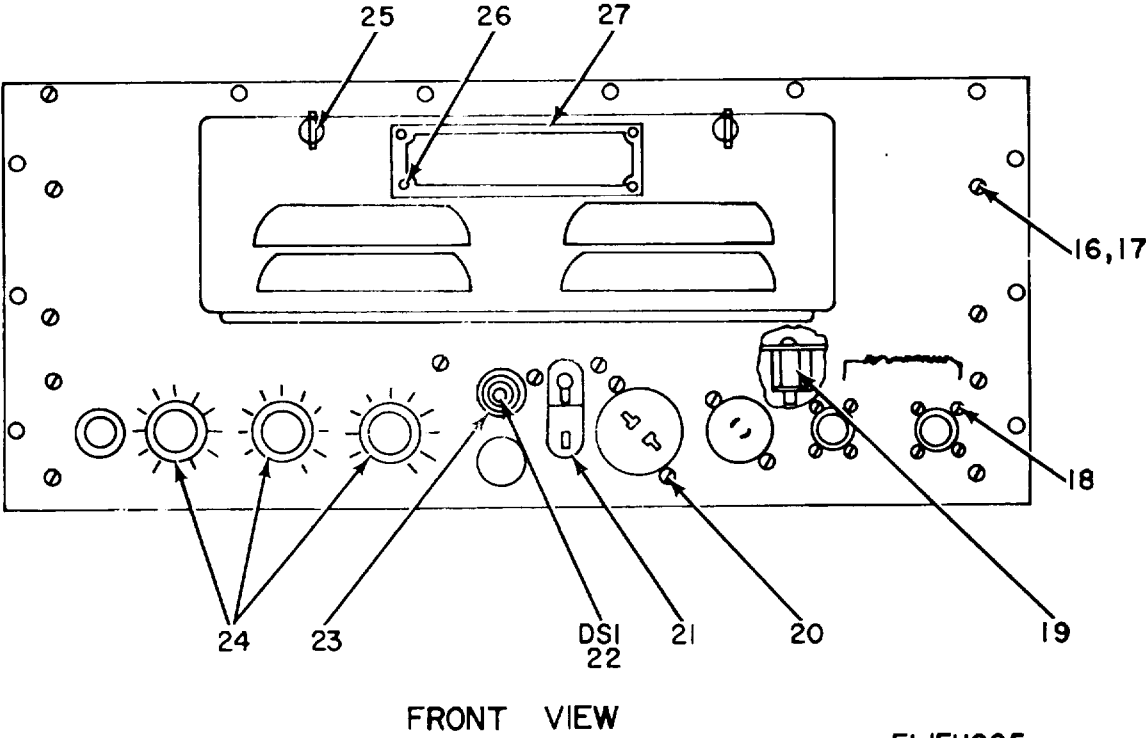
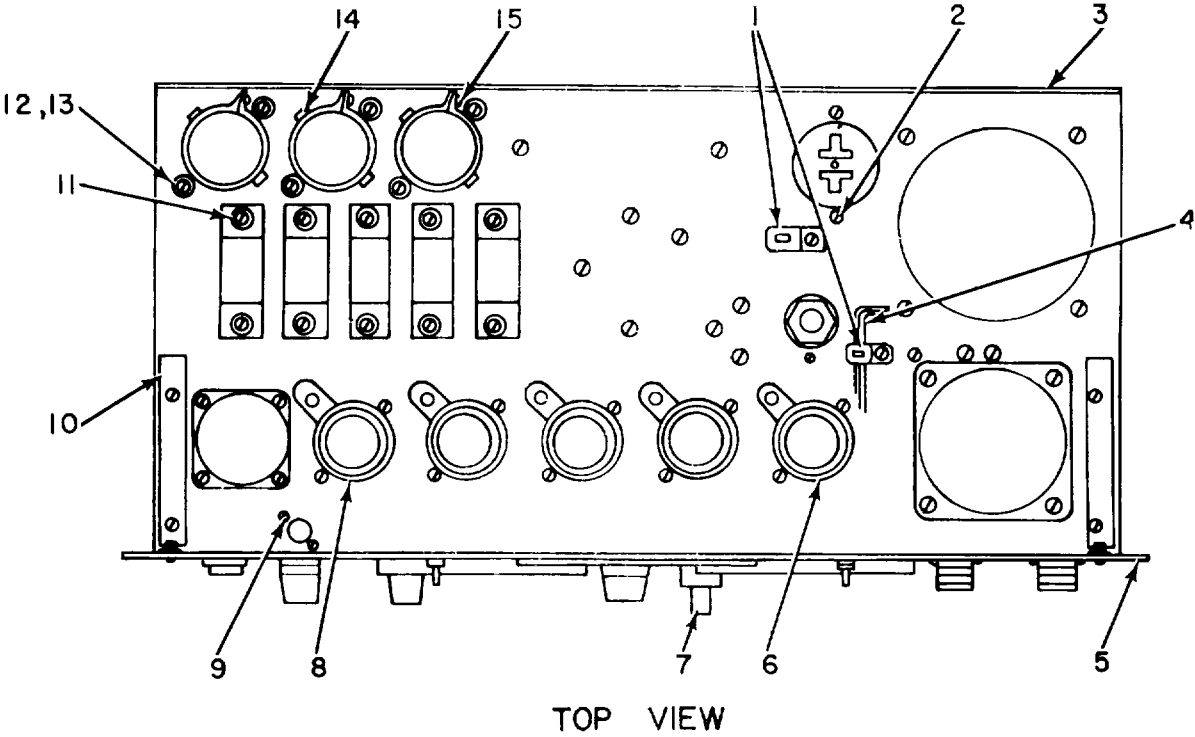
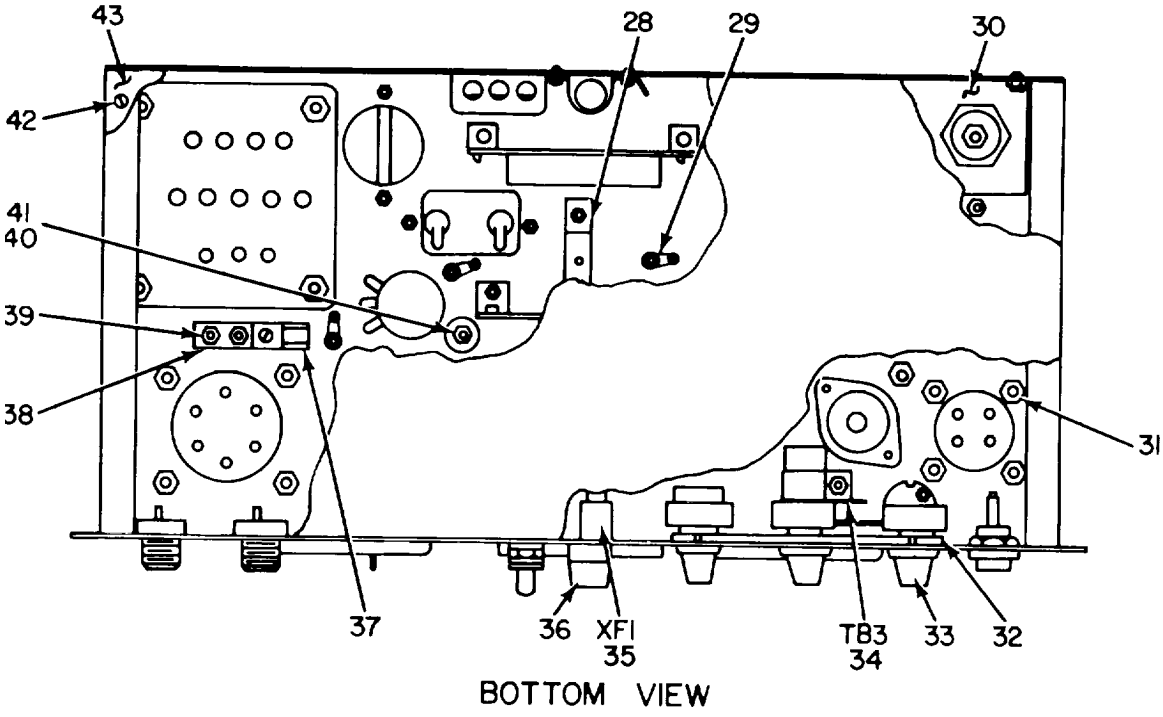


Figure 3. Amplifier, Power Supply A8, Parts Location (Sheet 1 of 2).



BOTTOM VIEW

ELIFU006

Figure 3. Amplifier, Power Supply A8, Parts Location (Sheet 2 of 2).

SECTION II

TM 11-5830-200-20P

(1) ILLUSTRATION		(2)	(3)	(4)	(5)	(6) DESCRIPTION		(7)	(8)
(a) FIG NO.	(b) ITEM NO.	SMR CODE	NATIONAL STOCK NUMBER	PART NUMBER	FSCM	USABLE ON CODE		U/M	QTY INC IN UNIT
3	8	PAOZZ	5960-00-419-7258	SMB157570	80063	SHIELD,ELCTBN TUBE	ADK,ADL,5KR	EA	1
3	22	PAOZZ	6240-00-155-8706	SMD157552-1	80063	LAMP,INCANDESCENT	ADK,ADL,5KR	EA	1
3	24	PAOZZ	5355-00-160-6850	SCB89352	80063	KNOB	ADK,ADL	EA	3
3	24	PAOZZ	5355-00-415-2245	SMB157582	80063	KNOB	5KR	EA	3
3	25	PAOZZ	5355-00-284-5162	G39P5030	18986	KNOB	ADK	EA	2
3	36	PAOZZ	5S99-00-244-5150	94351/2	71400	CAP,ELECTRICAL	ADK,ADL,5KR	EA	1
					11				

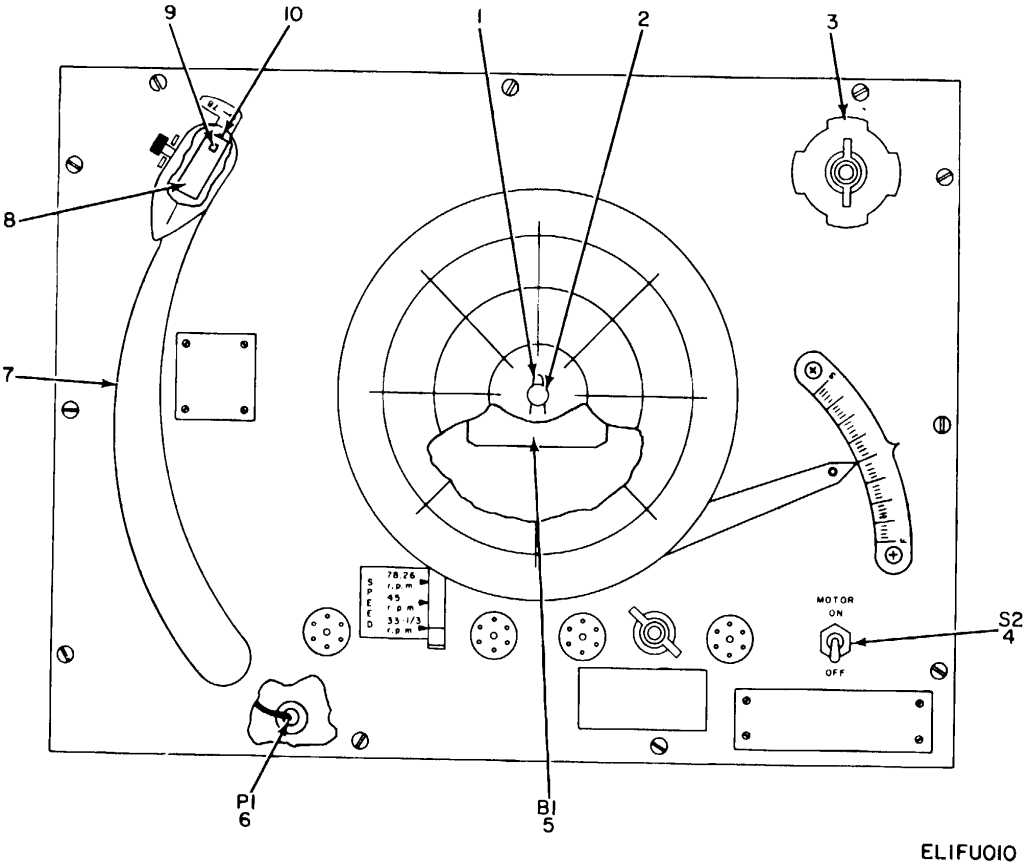


Figure 4. Turntable Assembly A14, RP-104/UIH-2

SECTION II

TM 11-5830-200-20P

(1) ILLUSTRATION		(2)	(3)	(4)	(5)	(6)	(7)	(8)
(a) FIG NO.	(b) ITEM NO.	SMR CODE	NATIONAL STOCK NUMBER	PART NUMBER	FSCM	DESCRIPTION  USABLE ON CODE	U/M	QTY INC IN UNIT
						GROUP 0105 TURNTABLE ASSEMBLY A14		
4	3	PAOZZ	5835-00-392-9573	G42P5023	18986	ADAPTER,RECORD	ADK	EA 1
4	8	PAOZZ	5835-00-503-2559	ACD-C1	70638	CARTRIDGE,SOUND	ADK	EA 1
4	9	PAOZZ	5835-00-545-8219	A-3	70638	STYLUS,REPRODUCING	ADK	EA 1
4	10	PADZZ	5835-00-665-1417	A-L	70638	STYLUS,REPRODUCING	ADK	EA 1
					<b>13</b>			

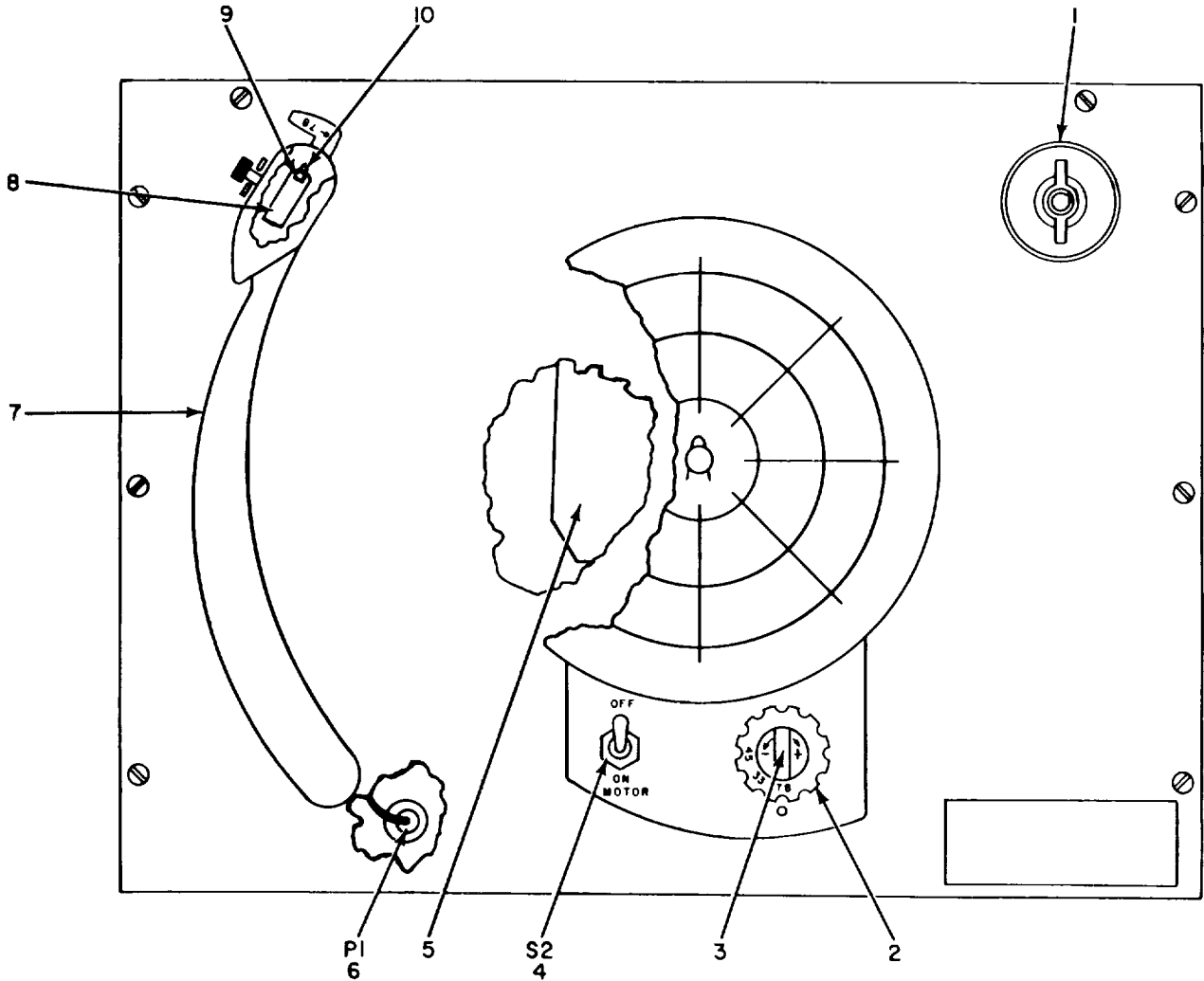


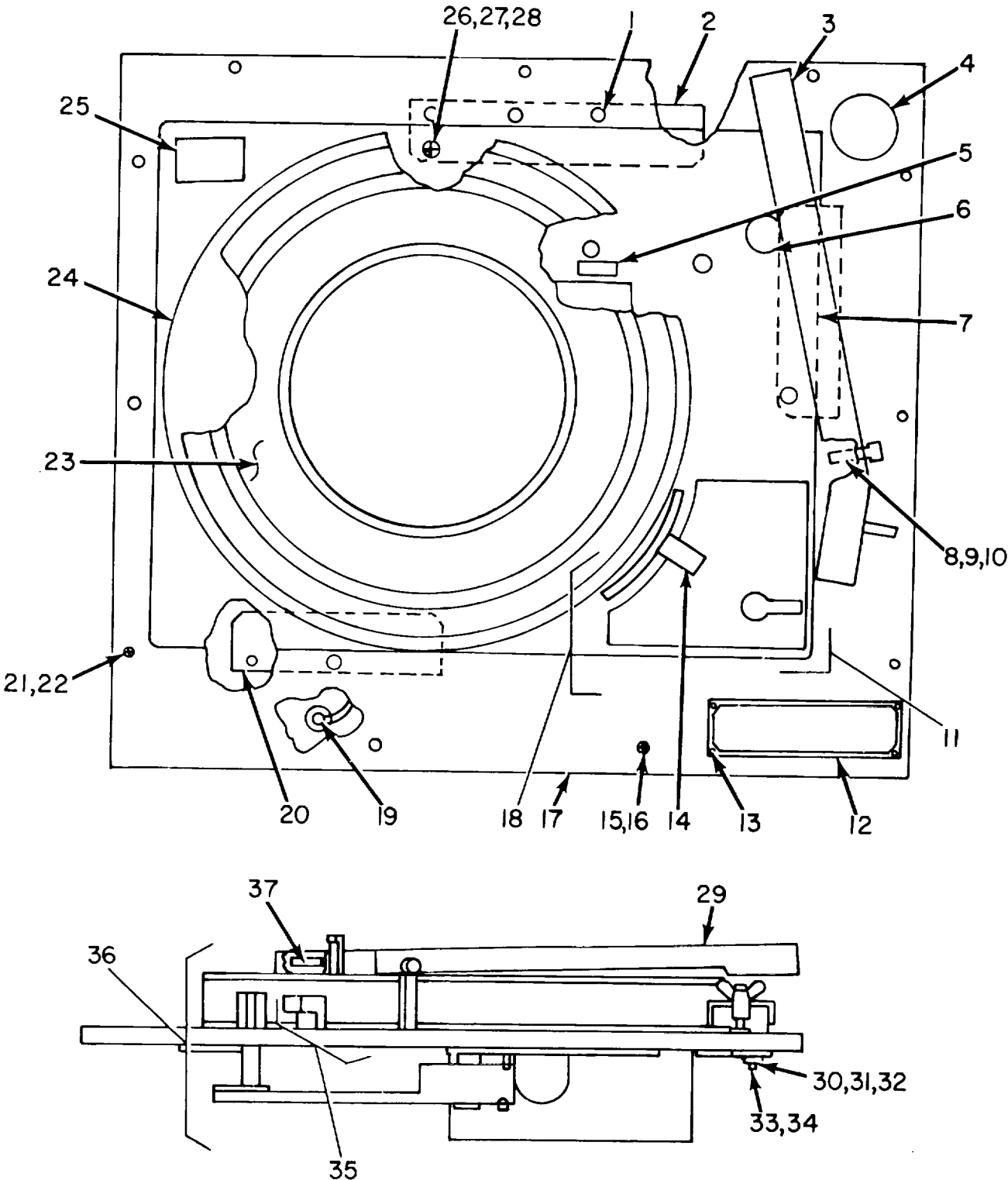
Figure 5. Turntable Assembly A14, RP-104A/UIH-2

SECTION II

TM 11-5830-200-20P

(1) ILLUSTRATION		(2)	(3)	(4)	(5)	(6)	(7)	(8)
(a) FIG NO.	(b) ITEM NO.	SMR CODE	NATIONAL STOCK NUMBER	PART NUMBER	FSCM	DESCRIPTION  USABLE ON CODE	U/M	QTY INC IN UNIT
5	1	PAOZZ	5835-00-392-9573	G42P5023	18986	ADAPTER,RECCRD	ADL	EA 1
5	2	PAOZZ	5355-00-519-8173	CB-365	02188	KNOB	ADL	EA 1
5	3	PAOZZ	5355-00-519-B172	CB-386	02188	KNOB	ADL	EA 1
5	8	PAOZZ	5835-00-503-2560	ACD-C-2J	70638	CARTRIDGE,SOUND	ADL	EA 1
5	9	PAOZZ	5835-00-545-8219	A-3	10638	STYLUS,REPRODUCING	ADL	EA 1
5	10	PAOZZ	5835-00-543-0595	A-1M	70638	STYLUS,REPRODUCING	ADL	EA 1
					<b>15</b>			





ITEMS 38 THRU 42 NOT SHOWN.

ELIFU012

Figure 6. Turntable Assembly A14, RP-104B/UIH-2A.

SECTION II

TM 11-5830-200-20P

(1) ILLUSTRATION		(2)	(3)	(4)	(5)	(6)	(7)	(8)
(a) FIG NO.	(b) ITEM NO.	SMR CODE	NATIONAL STOCK NUMBER	PART NUMBER	FSCM	DESCRIPTION  USABLE ON CODE	U/M	QTY INC IN UNIT
6	4	PAOZZ	5835-00-392-9573	G42P5023	18986	ADAPTER,RECCRO	EA	1
6	37	PAOZZ	5835-00-085-2287	89TB	13903	CARTRIDGE 5KR	EA	1
					17			


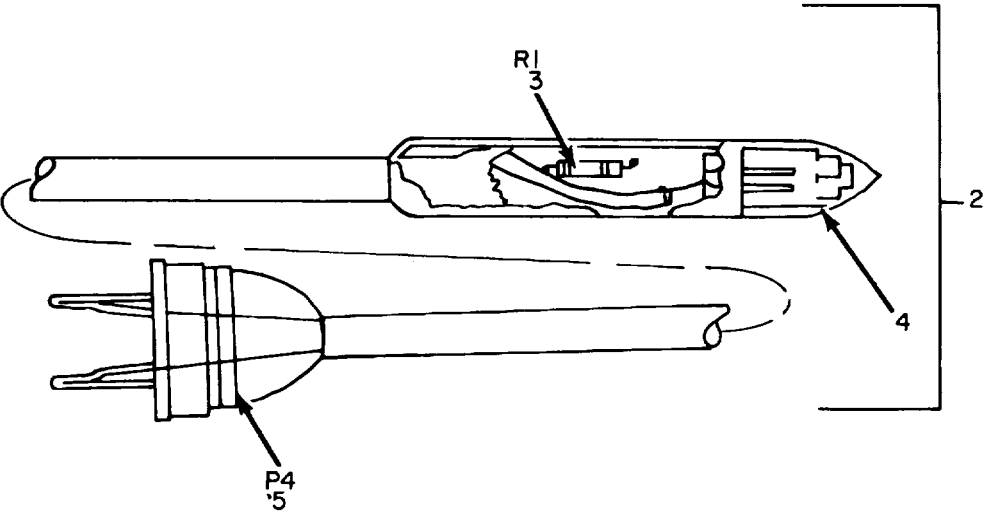



Figure 7. Loudspeaker Assembly LS-148/U and LS-148A/U.

SECTION II

TM 11-5830-200-20P

(1) ILLUSTRATION		(2)	(3)	(4)	(5)	(6) DESCRIPTION		(7)	(8)
(a) FIG NO.	(b) ITEM NO.	SMR CODE	NATIONAL STOCK NUMBER	PART NUMBER	FSCM	USABLE ON CODE		U/M	QTY INC IN UNIT
						GROUP 02 LOUDSPEAKER ASSEMBLY			
						LS-148/U AND LS-14A,/U			
7	2	PAOFF	5965-00-280-3797	SMC366955	80063	LOUDSPEAKER ASSY	5IM,ADJ	EA	2
7	3	PAOFF	5965-00-816-6316	SMD147769	80063	CASE,LOUDSPEAKER	5IM,ADJ	EA	1
7	4	PAOFF	5965-00-546-6821	SMC147771	80063	COVER,ELEC EQPT CAB	5IM,ADJ	EA	2
7	5	PAOFF	5965-00-284-6631	SMD147765	80063	CABINET,ELEC EQPT	5IM,ADJ	EA	1
					<b>19</b>				



ELIFU020

Figure 8. Stroboscope Assembly.

SECTION II

TM 11-5830-200-20P

(1) ILLUSTRATION		(2)	(3)	(4)	(5)	(6)	(7)	(8)
(a) FIG NO.	(b) ITEM NO.	SMR CODE	NATIONAL STOCK NUMBER	PART NUMBER	FSCM	DESCRIPTION  USABLE ON CODE	U/M	QTY INC IN UNIT
						GROUP 06 STROBOSCOPE ASSEMBLY		
8	1	PAOZZ	6625-00-224-5193	610	96739	DISK,STROBOSCOPE ADI,2YX	EA	1
8	2	PAOFF	6625-00-408-3418	G53P5031	18986	TEST LIGHT ADI,2YX	EA	1
8	4	PAOZZ	6240-00-179-1811	NE2	08108	LAMP,GLOW ADI,2YX	EA	1
8	5	XDOZZ		865	81349	PLUG ADI,2YX	EA	2
					<b>21</b>			

## NATIONAL STOCK NUMBER AND PART NUMBER INDEX

**NOTE: LATEST NATIONAL STOCK NUMBER AND PART NUMBER ASSIGNMENTS ARE INCLUDED AT END OF**

STOCK NUMBER	FIGURE NO.	ITEM NO.	<u>TEXT</u>		
			STOCK NUMBER	FIGURE NO.	ITEM NO.
5920-00-060-2424	2	14	5835-00-392-9573	4	3
5960-00-116-9927	2	6	5835-00-392-9573	6	4
6240-00-155-8706	3	22	5355-00-415-2245	3	24
5595-00-164-7894	1	4	5960-00-419-7258	3	8
5995-00-170-8776	1	3	5835-00-503-2559	4	8
6240-00-179-1811	8	4	5835-00-503-2560	5	8
5960-00-188-0883	2	7	5355-00-519-8172	5	3
6625-00-224-5193	8	1	5355-00-519-8173	5	2
5835-00-243-0595	5	10	5835-00-545-8219	4	9
5999-00-244-5150	3	36	5835-00-545-8219	5	9
5960-00-262-0218	2	5	5965-00-546-6821	7	4
5965-00-280-3797	7	2	5835-00-665-1417	4	10
5355-00-284-5162	3	25			
5965-00-284-6631	7	5	5965-00-816-6316	7	3
5965-00-295-8965	1	5			

PART NUMBER	FSCM	FIG. NO.	ITEM NO.	PART NUMBER	FSCM	FIG. NO.	ITEM NO.
A-1	70638	4	10				
A-1M	70638	5	10	SCB89352	80063	3	24
A-3	70638	4	9				
A-3	70638	5	9	5MB157570	80063	3	8
ACD-C-2J	70638	5	8	5M8157582	80063	3	24
ACD-C1	70638	4	8	SMC147771	80063	7	4
C8-365	02188	5	2	SMC366955	80063	7	2
CB-386	02188	5	3	SKO147765	80063	7	5
CX-10950/U20FT	80058	1	6	SMD147769	80063	7	3
CX-1208/U	80058	1	4	SMD157552-1	80063	3	22
CX-1235/U	80058	1	3	5Y3/WGTA	81349	2	5
F02G5R00A	81349	2	14	6SL7/WCT	81349	2	7
G39P5030	18986	3	25	6V6/Y	81349	2	6
G42P5023	18986	4	3	610	96739	8	1
G42P5023	18986	5	1	865	81349	8	5
G42P5023	18986	6	4	89TB	13903	6	37
LS-148/U	80058	1	2	94351/2	71400	3	36
LS-148A/U	80058	1	2				
M-43/U	80058	1	5				
NE2	08108	8	4				

**LATEST NATIONAL STOCK NUMBER ASSIGNMENTS**

STOCK NUMBER	FIGURE NO.	ITEM NO.	STOCK NUMBER	FIGURE NO.	ITEM NO.
5835-00-085-2287	6	37	5965-00-677-1447	1	2
5355-00-160-6850	3	24	5965-00-677-1447	1	2
5835-00-392-9572	5	1	5995-00-900-5713	1	6
6625-00-408-3418	8	2			

**LATEST PART NUMBER ASSIGNMENT**

PART NUMBER	FSCM	FIG. NO.	ITEM NO.
G53P5031	61896	8	2

By Order of the Secretary of the Army:

BERNARD W. ROGERS  
*General, United States Army*  
*Chief of Staff*

Official:

J.C. PENNINGTON  
*Brigadier General, United States Army*  
*The Adjutant General*

Distribution:

*Active Army:*

HISA (Ft Monmouth) (33)	Fort Carson (5)
USAINSCOM (2)	Fort Gillem (10)
COE (1)	Fort Gordon (10)
TSG (1)	Fort Huachuca (10)
USAARENBD (1)	Fort Richardson (CERCOM Ofc) (2)
DARCOM (1)	Army Dep (1) except
TRADOC (2)	LBAD (14)
OS Maj Comd (4)	SAAD (30)
TECOM (2)	TOAD (14)
USACC (4)	SHAD (3)
MDW(1)	USA Dep (1)
Armies (2)	Sig Sec USA Dep (1)
Corps (2)	DLI (2)
USAMAPS (2)	Units Org Under Fol TOE:
USMA (2)	29-207
Svc Colleges (1)	29-610(2 each)
USASIGS (5)	11-95
USAADS (2)	11-97
USAFAS(2)	11-98
USAARMS (2)	11-117
USAIS (2)	11-500 (AA-AC)
USAES (2)	29-111
USAICS (3)	29-134
MAAG (1)	29-136 (1 each)
USARMIS (1)	
USAERDAA (1)	
USAERDAW (1)	
USAIB (2)	
USAMPS (2)	
USAAVNS (2)	

NG: State AG (3); Units-Same as an Active Army except allowance is one copy per unit.

USAR: None

For explanation of abbreviations used, See AR 310-50.



RECOMMENDED CHANGES TO EQUIPMENT TECHNICAL PUBLICATIONS



THEN... JOT DOWN THE DOPE ABOUT IT ON THIS FORM, CAREFULLY TEAR IT OUT, FOLD IT AND DROP IT IN THE MAIL!

**SOMETHING WRONG WITH THIS PUBLICATION?**

FROM: (PRINT YOUR UNIT'S COMPLETE ADDRESS)

DATE SENT

PUBLICATION NUMBER

TM 11-5825-270-10

PUBLICATION DATE

23 Jul 81

PUBLICATION TITLE

Radio Frequency R-2176/FRN

BE EXACT... PIN-POINT WHERE IT IS

PAGE NO.

PARA-GRAPH

FIGURE NO.

TABLE NO.

IN THIS SPACE TELL WHAT IS WRONG AND WHAT SHOULD BE DONE ABOUT IT:

TEAR ALONG PERFORATED LINE

PRINTED NAME, GRADE OR TITLE, AND TELEPHONE NUMBER

SIGN HERE:

DA FORM 2028-2 JUL 79

PREVIOUS EDITIONS ARE OBSOLETE.

P.S.—IF YOUR OUTFIT WANTS TO KNOW ABOUT YOUR RECOMMENDATION MAKE A CARBON COPY OF THIS AND GIVE IT TO YOUR HEADQUARTERS.

